

HS Care Bed 800 & 900



The HS Care Bed is specifically designed to protect users with vigorous, uncontrolled, and involuntary movements from injury, whether they are getting in and out of bed or during rest and sleep. These conditions are commonly seen in individuals with Huntington's disease and various forms of brain damage and dementia.

The HS Care Bed features a sturdy frame made from solid beech wood, with padding on all sides and edges for added safety. There is also rubber padding and a protective edge on the bed sides to protect the user when entering and exiting and when the sides are open.

The sides of the bed can be opened and closed using a central locking system that is easy and safe to operate.



The HS Care Bed is height-adjustable and equipped with a four-part bed surface. The bed surface includes a built-in extension at the head and leg ends and a central braking system.

The mattress is composed of a top layer of 7 cm Tempraflex and 6 cm fire-retardant polyether foam covered with a fire retardant incontinence cover.



Wound category: 2



All covers are washable at 95 C and can be tumble dried.



HS Care Bed 800 & 900



Fixed headboard and footboard			Fixed headboard, hinged footboard		
					
Model	800	900	Model	801	901
Art.no.:	17 08 00	17 09 00	Art.no.:	17 08 01	17 09 01
HMI.no.:	63 499	130 281	HMI.no.:	72 986	134 185

Fixed footboard, hinged headboard			Hinged headboard and footboard		
					
Model	810	910	Model	811	911
Art.no.:	17 08 10	17 09 10	Art.no.:	17 08 11	17 09 11
HMI.no.:	85 532	134 188	HMI.no.:	72986	134 190

Model	800	900
Mattress measurements	13 x 76 x 205 cm	13 x 92,5 x 205 cm
Outer measurements	95 x 218 cm	110 x 218
Height setting	46 - 84 cm	55 - 97 cm
Bed side height	35 cm	35 cm

